


AMERCARE

PROTECTING YOUR PRODUCT AND ENVIRONMENT

Extract Fan – Positive Pressure Isolators



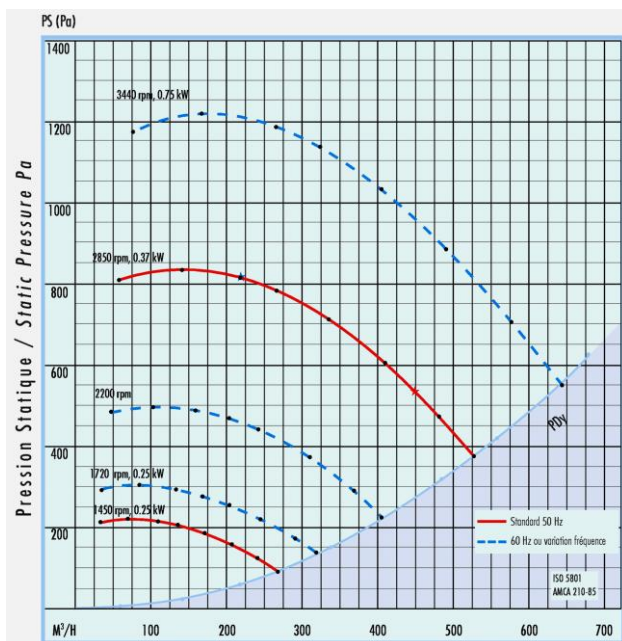
Amercare isolators can be supplied with a remote extract fan.

This fan is made from an all polypropylene moulded construction and is designed to be resistant to a wide range of corrosive fumes and liquids.

As standard the fan comes supplied mounted onto a plastic weather pedestal for installations on roof tops. It also comes fitted with an electrical isolator, anti-vibration mounts and a drain for the pedestal. It is also available mounted to a metal bracket as shown opposite

It also comes fitted with an electrical isolator, anti-vibration mounts and a drain for the pedestal.

The motor powering the extract fan is a direct drive single phase model with an IP54 / IP55 rating.



Key features:

- Corrosion resistant
- All moulded polypropylene construction
- Suitable for external use
- No routine maintenance required
- LG0 Handling as standard

Options:

- Single or Three Phase Versions
- Inverter driven
- Various 'handings'
- 110V version available

Maintenance:

Plastic fans are designed to handle corrosive substances that may be hazardous to health. It is not, therefore, recommended that the fans be routinely maintained but, if necessary the scroll housing and impeller unit can be separated for cleaning by releasing 4 x M5 Hexagon headed screws.

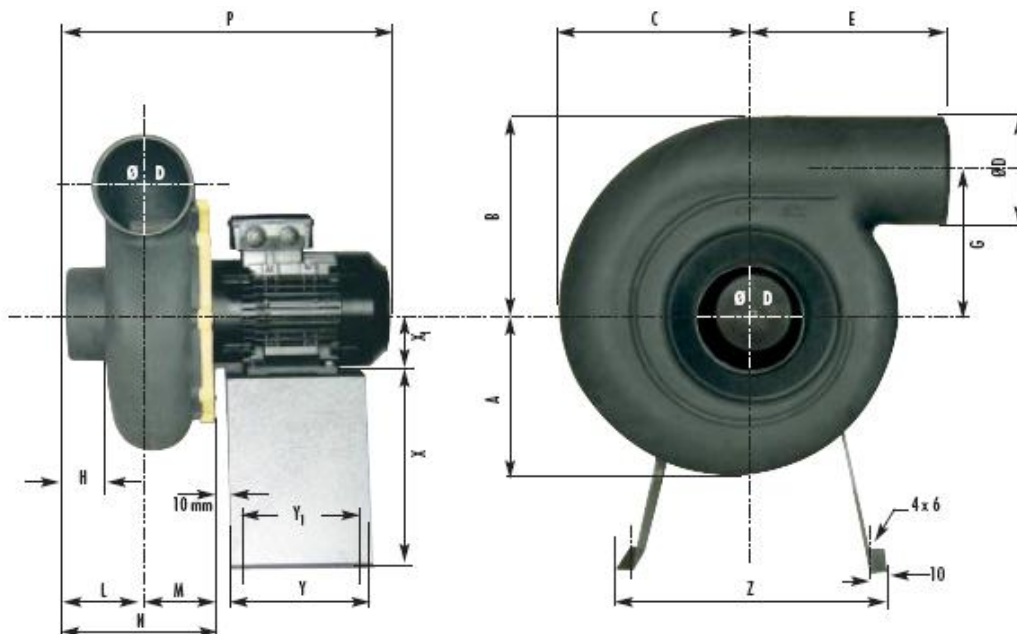
The fan motor is supplied with sealed-for-life bearings and sealed and requires no routine maintenance.

The duct connection is made with a flexible mount and this should be visually checked on an annual basis for deterioration.

Dimensions:

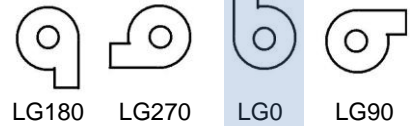
Housing Dimensions

	ØD	A	B	C	E	G	H	L	M	N	P	Y	Y1	Z	X	X1
S12	90	145	175	163	212	130	45	80	72	152	350	180	160	340	240	71



Handings:

Fan 'handings' viewed on the air inlet



Fan supplied in LG0 handing as standard

Electrical Data:

Single Phase Electrical Supply

Model	Supply	Full Load	Start Up
ST12/2 – 0.37 kW	230V / 50Hz	2.8A	7A

Three Phase Electrical Supply

Model	Supply	Full Load	Start Up
ST12/2 – 0.37 kW	400V / 50Hz	1.2A	6A